


The Attribute Train

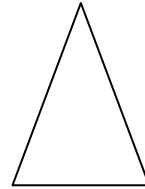




- ❖ **Strand A: Nature of Matter**
- ❖ **Benchmark: SC.A.1.1.1** - The student knows that objects can be described, classified, and compared by their composition (e.g., wood or metal) and their physical properties (e.g., color, size, and shape).
- ❖ **Strategy:** hands-on/minds-on, graphic organizer
- ❖ **Materials:** attribute blocks, *Attributes* worksheet
- ❖ **Word Wall/Vocabulary:** attribute, thick, thin, large, small
- ❖ **Literature Connection:** *The Puddle Pail* by Elisa Kleven
The Button Box by Margarette S. Reid
Grandma's Button Box by Lind Williams Aber
Frog and Toad Are Friends by Arnold Lobel
- ❖ **Lesson/Procedure:**
 1. Read the story *The Lost Button* from the book *Frog and Toad Are Friends* by Arnold Lobel. In the story Frog loses a button and uses attributes to describe his lost button to Toad. While reading the story, have students pay close attention to the description so that they may help find the lost button. (Suggested strategy: Have pictures of the different buttons and let the students eliminate the buttons as you go through the story.)
 2. Introduce the word "attribute." An attribute describes color, size, shape, texture, and thickness.
 3. Give each student two attribute blocks and have the students sit in a circle.
 4. Place one attribute block on the floor.
 5. The next student lays down a block that has one attribute which is similar to the previous one (e.g., I can lay this block down because it is thick or red, etc). You may want to eliminate texture for this activity since the texture is always smooth.
 6. The activity continues until all the students have placed both blocks on the floor.

7. This activity can also be done in groups. The leader will deal all of the blocks. The game will continue until all of the blocks are gone.

❖ **Assessment:**

Give each student three different attribute shapes and have them fill in the chart on the next page. Some of the shapes may be one or more of the following:



SAMPLE*

Color	Shape	Size	Texture	Thickness
red	circle	small	smooth	thin

**Can use this same chart for Rocks, Rocks, Rocks activity, SC.D.1.1.1*

The Attribute Train

Name _____

Date _____

Use your attribute blocks to fill in the color, shape, size, texture, and thickness of each attribute block in the chart below.

Attributes

Color	Shape	Size	Texture	Thickness